

**AGENDA FOR
Regular Meeting of the Board of Education
Corning City School District
165 Charles Street, Painted Post, NY 14870
Tuesday, May 14, 2019 at 6:30 p.m.**

1.0 OPENING

Meeting called to order at _____ p.m. with Dr. Dale R. Wexell, President, presiding

1.1 ROLL CALL

Board Members:	Present	Absent
Nancy Arkin	_____	_____
Kevin Ashton	_____	_____
Kelley Bacalles	_____	_____
Kristina Belanger	_____	_____
Mary Franklin	_____	_____
Janelle Meteer	_____	_____
Dr. James Webb	_____	_____
Dr. Dale Wexell, President	_____	_____
Victoria Zingler, Vice-President	_____	_____
Administrators:		
Michael Ginalski, Superintendent	_____	_____
Jeff Delorme, Asst. Supt.-Administrative Services	_____	_____
Michelle Caulfield, Asst. Supt.-Secondary Ed.	_____	_____
Kerry Elsasser, Asst. Supt -Elementary Ed.	_____	_____
William Pierce, Asst. Supt.-School Operations	_____	_____
Paul Webster, School Business Official	_____	_____
Officers:		
Karen Dutcher, Clerk of the Board	_____	_____

Media: Leader _____ Star Gazette _____ Spectrum _____ WETM-TV _____ WENY-TV _____

Pledge of Allegiance

2.0 Public Hearing on the 2019-2020 Budget

Executive Session

Moved by: _____ Seconded by: _____ to enter into Executive Session at _____ p.m. to discuss matters related to the employment history of a particular person or persons.
Aye _____ Nay _____ Absent _____ Accepted/Rejected

Resume Regular Order of Business

Moved by: _____ Seconded by: _____ to resume the regular order of business at _____ p.m.
Aye _____ Nay _____ Absent _____ Accepted/Rejected

ADJOURNMENT

Moved by: _____ Seconded by: _____ to adjourn the meeting at _____ p.m.
Aye _____ Nay _____ Absent _____ Accepted/Rejected

Respectfully submitted,



Michael K. Ginalski
Superintendent of Schools

MKG/krd

Budget Hearing

May 14, 2019

District Administration Building
Board Room



2018-2019 District Accomplishments

■ Elementary

- Gregg & Smith implemented One School One Book initiatives. As of March 2019, 81% of Gregg 3rd-5th grade students are reading on grade level.
- Erwin Valley has strategically focused on building relationships with all students. Suspension rates have decreased 55% from 2017-2018.
- Winfield and Severn continue to foster relationships with community partners such as the Corning Rotary, First Presbyterian Church and First Heritage FCU to help reach the target of all students reading by the end of 3rd grade.
- Carder's third grade students all have individual contracts with four specific goals. Each student commits to reaching at least 2 goals per marking period, with a celebration if all students reach this benchmark. Celebrations have happened both first and second marking period of 2018-2019.
- CBT (computer based testing) was implemented in both ELA and Math in grades 3-5. This was a huge shift and teachers and students prepared well. CPP and Bath were the only two districts in GST BOCES that utilized CBT, 3-8 in ELA and Math.

2018-2019 District Accomplishments

■ Special Education

- Summer 2018, launched a PPS Leadership Team with 3 areas of focus:
 - *Services and Program descriptions, CSE structures and Family and Student Engagement*
- Maximizing the efficiency of our provider assignments with an online organizational schedule maintained by providers.
- Increase in student participation, presentation and engagement at their CSE meetings
- Continued increase in student participation in extracurricular activities ex: *Middle School Intramurals, Bowling, Wrestling, Drama Club, Music, Arts and Unified Basketball*
- Professional Learning for staff this year included topics such as: *Goal setting and motivation; CPR Training; Creating Work/Life Balance; Self-Esteem; Communication in the Workplace; American Sign Language; Dealing with Uncertainty and Change*
- “Special Connections” events continue to bring the community and our families together to learn about available programs and services

2018-2019 District Accomplishments

Middle School -2019 Awarded School-to-Watch Designation

Outstanding performance in the areas of Academic Excellence, Social Equity, Developmental Responsiveness and Organizational Structures and Processes.

■ **Academic Opportunities**

- Rockwell Museum Collaboration – “My Identity Examined” Interdisciplinary Project (6th) and Digital Art showing (8th) – 400 students
- Advisory – 1100 students
- Homework Help (6th -8th) – 25 students per night

■ **Student Opportunities**

- Therapy Dogs
- Cookies and Careers: WETM, Food Service Industry, BOCES Student Panel, Farming, Education, Corning Police and Fire Departments – 1000 students
- Modified sports – 479 Student Athletes
- Intramurals – 327 students
- Gettysburg trip (7th) – 220 students
- Robotics, Maker Space, Battle of the Books
- New clubs: Math Counts and Dungeons and Dragons Club

■ **Community Service**

- Wounded Warriors and Spelling Bee

2018-2019 District Accomplishments

High School

■ Academic Success

- National Merit Scholars – 1 Scholarship winner, 2 Finalists, 6 Commended
- National Honor Society – 217 members
- International Baccalaureate Diploma Program – 270 students
- BOCES CTE programs: 200 students

■ Culture

- HAWK Day topics: substance abuse, overcoming adversity, student mental health, anti-bullying, leadership, choices
- Unified Basketball and Youth Activation Committee: **Diversity is a fact. Unity is an act.**
- Hawk Threads: serving our students and families
- Equity Work: includes formation of African American Culture Club, parent engagement activities
- Food Drives: two successful collaborative staff and student efforts
- Student Mental Health: continued focus with utilization of community resources
- District/Graduation Focus: Senior Walk, Reading Buddies

2018-2019 District Accomplishments

■ 2018-19 Interscholastic Athletics

Success through education-based athletics and the 3 C's

■ Success in the Classroom

1. Identified by NYSPHSAA as a School of Excellence
2. NYSPHSAA Scholar Athlete Team Award – 24 teams
3. NLI Athletic Signings – 14 student-athletes
4. Implemented (2) Pilot Programs focused on Mental Health Awareness

■ Success in Competition

1. Participation in the NYSPHSAA Championship(s) – 11 programs
2. Section IV Championship teams – 7
3. Southern Tier Athletic Conference Championship teams – 6

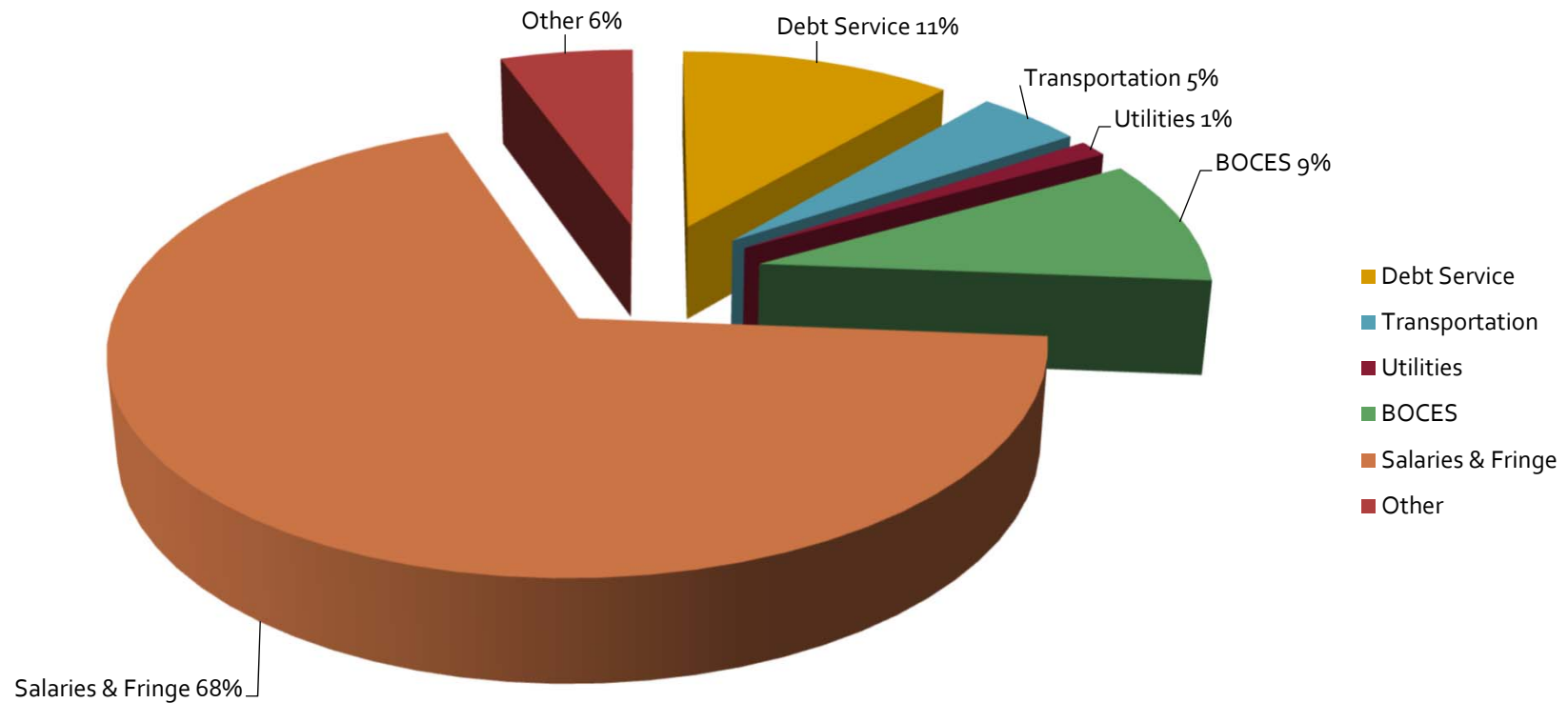
■ Success in the Community, State, and Region

1. Youth Activation Committee (YAC) presented at the regional summit (Unified Basketball)
2. Section IV/NYSPHSAA Regional Host Site – multiple large scale events
3. Community Service Projects – 22 teams

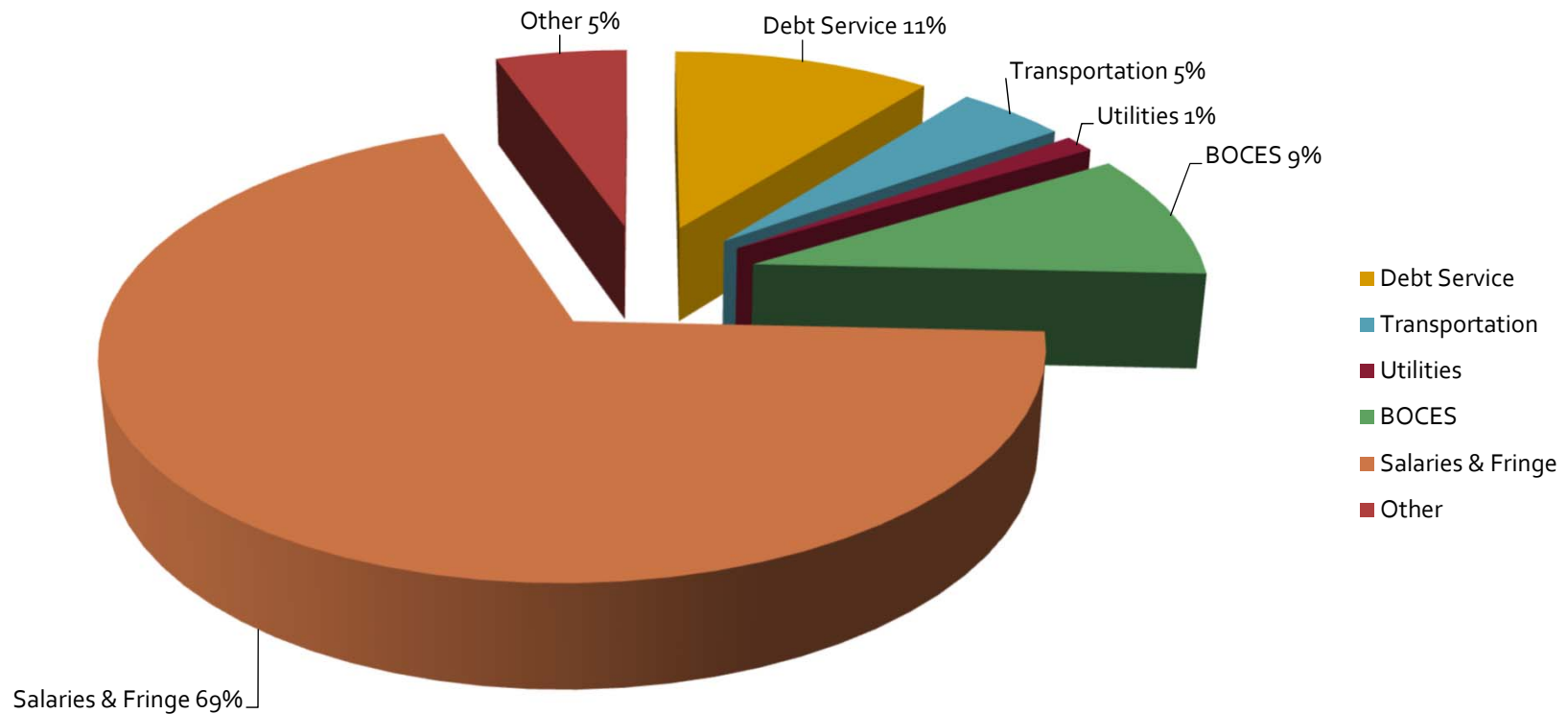
Corning Painted Post Area School District

- Covers 238 Square Miles
- 4701 Students in April 2019
- 1,000 Employees
- 1,006,295 Square Feet of Space
 - 6 Elementary Schools
 - 1 Middle School
 - 1 High School
 - Bus Garage
 - Administration Building
 - Stadium

\$115,499,310 2019-2020 Budget Distribution

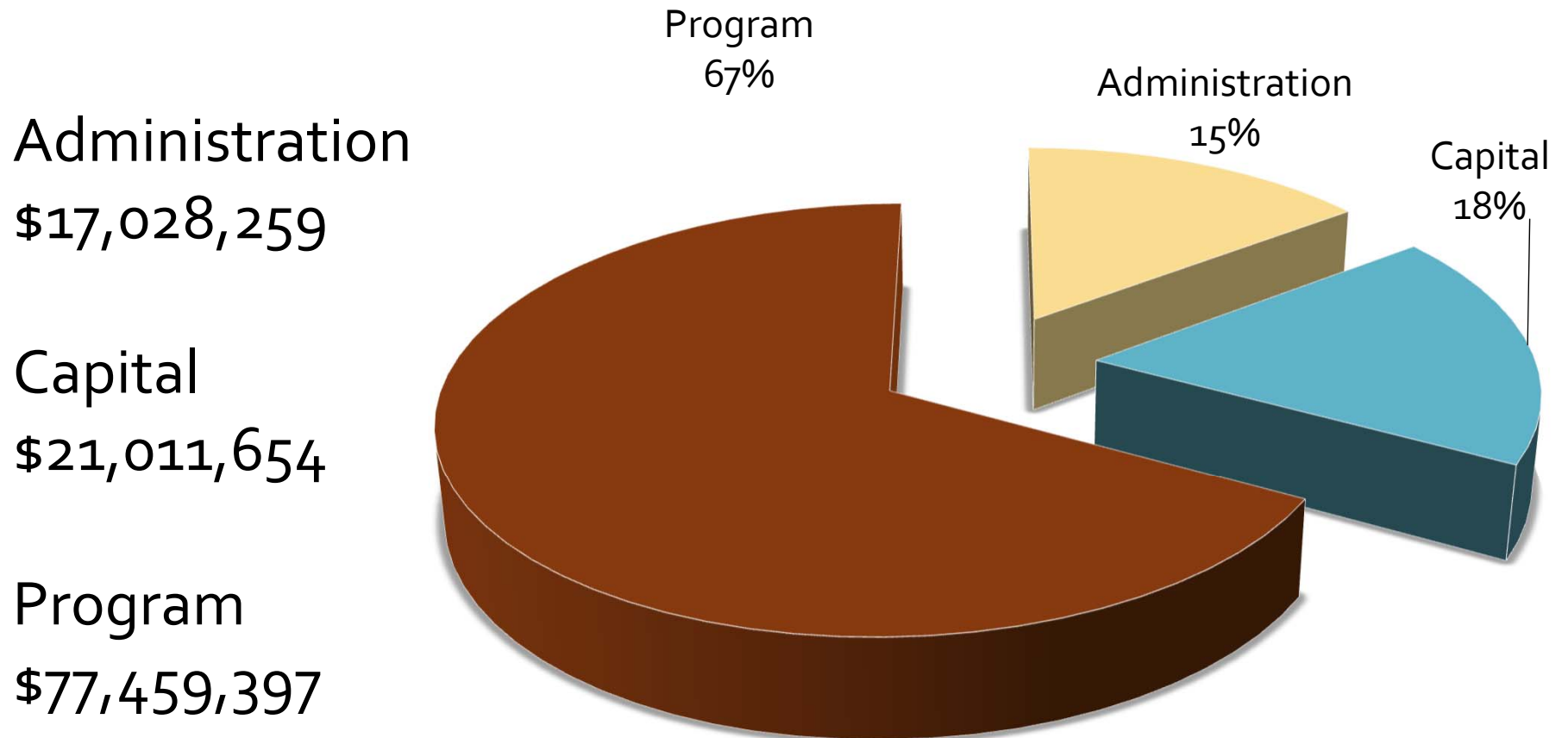


\$110,778,304 2018-2019 Budget Distribution



2019-2020 Budget

\$115,499,310



Administrative

Major Increases and Decreases

	2018-2019 Budget	Increase/ (Decrease) Over 2018-2019	Total Budget 2019-2020
BOCES (Administrative A Budget, CBO, Claims Auditor, Computer Services/ Data Processing, Internal Auditor)	\$4,500,199	\$33,524	\$4,533,723
Salary (Administrator, Secretarial, and Support Staff)	\$5,401,091	\$307,646	\$5,708,737
Fringe Benefits (Health Insurance, Retirement, and Social Security)	\$5,113,331	\$148,782	\$5,262,113
Other (Election, Insurance, Legal Services, Administrative Staff Supplies)	\$1,543,550	(\$19,864)	\$1,523,686
Total	\$16,558,171	\$470,088	\$17,028,259

Program

Major Increases and Decreases

	2018-2019 Budget	Increase/ (Decrease) Over 2018-2019	Total Budget 2019-2020
Salary (Teachers & TA's)	\$38,239,968	\$1,406,602	\$39,646,570
Fringe Benefits (Health Insurance, Retirement, and Social Security)	\$22,842,782	\$291,139	\$23,133,921
BOCES (Classroom & Special Education Services)	\$5,314,313	\$459,784	\$5,774,097
Curriculum & Instruction (Training, Textbooks, and Classroom Supplies)	\$564,638	\$130,162	\$694,800
Transportation (Contractors, Fuel, and Supplies)	\$4,880,280	\$89,691	\$4,969,971
Other (Inter-fund Transfers and Services and Supplies for Special Education, Guidance, Health, PE & IS, Computer, Library, and School Buildings)	\$3,126,931	\$113,107	\$3,240,038
Total	\$74,968,912	\$2,490,485	\$77,459,397

Capital

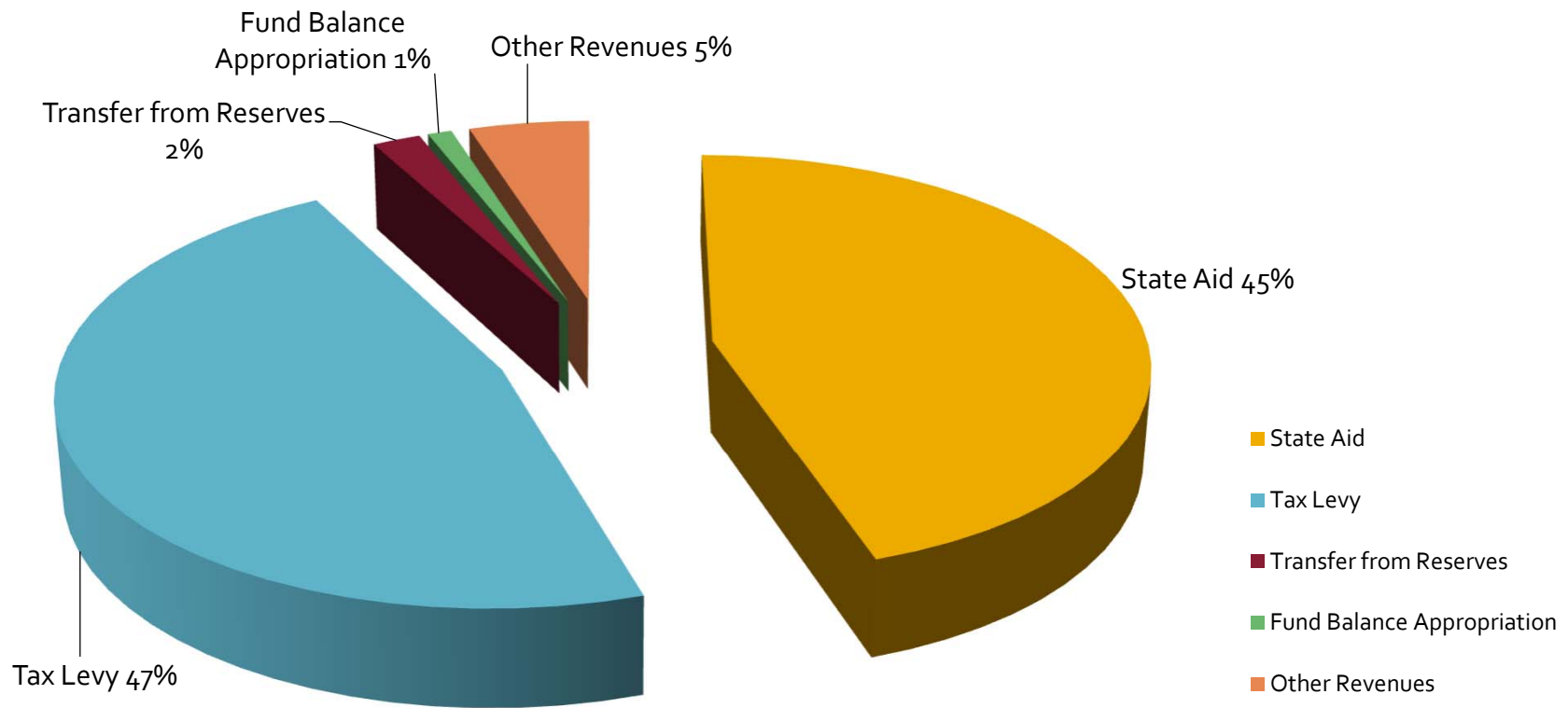
Major Increases and Decreases

	2018-2019 Budget	Increase/ (Decrease) Over 2018-2019	Total Budget 2019-2020
Salary (Custodial & Maintenance)	\$2,826,251	\$287,668	\$3,113,919
Fringe Benefits (Health Insurance, Retirement, and Social Security)	\$1,884,809	\$78,962	\$1,963,771
Debt Service (Building and Vehicle Principal and Interest, Inter-fund Transfers)	\$11,128,256	\$1,209,914	\$12,338,170
Buildings and Grounds (Custodial and Maintenance Services and Supplies)	\$1,303,475	\$164,425	\$1,467,900
Other (Refund of Taxes, Inter-fund Transfers, Utilities, Lawn Care Equipment, BOCES Capital Budget)	\$2,108,430	\$19,464	\$2,127,894
Total	\$19,251,221	\$1,760,433	\$21,011,654

Budget History

<u>Year</u>	<u>Total Budget</u>	<u>% Increase</u>	<u>Tax Levy Limit</u>
2015-2016	\$102,553,399	2.38%	1.70%
2016-2017	\$104,717,140	2.11%	0.81%
2017-2018	\$106,778,204	1.97%	1.74%
2018-2019	\$110,778,304	3.75%	2.10%
2019-2020	115,499,310	4.26%	2.11%

Revenue Sources 2019-2020 Budget



State Aid

**State Aid
2018-19**

\$48,585,036

**State Aid
2019-20**

\$51,883,864

**Increase /
Decrease**

\$3,298,828

- Categorical Aid
- BOCES Aid
- Building Aid
- Foundation Aid

Other Revenue

Other Revenue 2018-19	Other Revenue 2019-20	Increase / Decrease
\$7,587,913	\$8,057,515	\$469,602

- Payment in Lieu of Taxes
- BOCES Rent
- Interest Earnings
- Medicaid
- Tuition Reimbursement
- Transfer from District Reserves

Appropriated Fund Balance

<u>Year</u>	<u>Amount</u>
2015-2016	\$2,200,000
2016-2017	\$1,500,000
2017-2018	\$1,300,000
2018-2019	\$1,663,683
2019-2020	\$1,500,000

Tax Levy

Tax Levy 2018-19	Tax Levy 2019-20	Increase / Decrease
\$52,941,672	\$54,057,931	\$1,116,259

2.11% Increase
(2019-2020 C-PP Tax Cap Limit)

2019-2020 C-PP Tax Levy Limit

Tax Levy Limit (Cap) Before Exclusions

Tax Levy Fiscal Year 2018-19		\$52,941,672
Tax Base Growth Factor	X	<u>1.0042</u>
		\$53,164,027
Payment in Lieu of Taxes 2018-19	+	\$3,727,913
Capital Tax Levy for 2018-19	-	<u>\$2,286,630</u>
		\$54,605,310
Allowable Levy Growth Factor	X	<u>1.0200</u>
		\$55,697,416
Payment in Lieu of Taxes 2019-20	-	<u>\$3,926,115</u>
Adjusted prior year Levy(Tax Levy Limit)		\$51,771,301

2019-2020 C-PP Tax Levy Limit

Exclusions

Torts judgements over 5% of 2018-19 tax Levy	+	\$0
Capital Tax Levy Fiscal Year 2019-20	+	\$2,286,630
Tax Levy necessary for pension contribution expenditures caused by growth in the system average actuarial contribution rates (ERS) or normal contribution rates (TRS) in excess of 2 percentage points:		
	ERS +	\$0
	TRS +	\$0
Total Exclusions		\$2,286,630

2019-2020 C-PP Tax Levy Limit

Adjusted prior year Levy(Tax Levy Limit)		\$51,771,301
Total Exclusions	+	\$2,286,630
<hr/>		
Tax Levy Limit Plus Exclusions (Max. Allowable Levy)		\$54,057,931
Increase from 2018-19 to 2019-20		\$1,116,259
% Increase		2.11%

2.11% is the maximum tax levy limit for voter approval with a simple majority of 50%+1.

Any amount over 2.11% requires 60% approval.

Tax Levy History

<u>Year</u>	<u>Tax Levy</u>	<u>% Incr./ (Decr.)</u>	<u>FV Tax Rate</u>
2015-2016	\$50,557,936	1.70%	\$23.81
2016-2017	\$50,968,797	0.81%	\$23.64
2017-2018	\$51,854,114	1.74%	\$24.04
2018-2019	\$52,941,672	2.10%	\$24.17
2019-2020	\$54,057,931	2.11%	\$24.17*

* 2019-20 full value tax rate has been estimated. The actual tax rate will be set in September after the District receives the final assessment rolls from the counties.

Impact of 2.11% Tax Levy

Estimated impact of a 2.11% Tax Levy Increase

\$100,000 home value = \$0 additional annual tax

\$200,000 home value = \$0 additional annual tax

Proposition No. 1

Shall the annual budget of the Corning City School District for the fiscal year 2019-2020 in the amount of \$115,499,310, be adopted?

Proposition No. 2

Shall the Bond Resolution of the City School District of the City of Corning, New York, entitled: *“Bond Resolution of the City School District of the City of Corning, New York, adopted March 20, 2019, authorizing the acquisition of various school buses and vehicles; stating the estimated total cost thereof is \$633,000; appropriating said amount therefor; and authorizing the issuance of \$633,000 serial bonds of said District to finance said appropriation,”* be approved?

Proposition No. 3

- Shall the sum of Eight Hundred and Thirty-Seven Thousand, Seven Hundred and Nineteen Dollars (\$837,719) be raised by annual levy of a tax upon the taxable property within the Corning-Painted Post Area School District for the purpose of funding the Southeast Steuben County Library?
- Proposition approved by the Southeast Steuben County Library Board of Trustees on January 17, 2019. The proposition is authorized by NYS Education Law 259(1).

Contingent Budget

2019-20 Contingent Budget Amount

\$114,383,051

Budget Vote Board Election

May 21, 2019

11:00 a.m. – 8:00 p.m.

Various Polling Locations
Throughout the District