

Gator Gazette

HUGH GREGG SCHOOL - WHERE WE PLEDGE TO LEARN TOGETHER EVERY DAY!

VOLUME 8, ISSUE 3

NOVEMBER 2011



PTA President's Message



Is it really November already? The year seems to be flying by. The Fall Festival was again a great success. PTA works hard to organize these events, so it feels good to see all the kids having a great time. Thank you for all of you who came out, and to all of those that helped.

We still need someone to join the Building Leadership Team (BLT), so if you are interested please email me at daebanas8@yahoo.com. There is also a lot to look forward to: Santa's breakfast and workshop, the annual Pasta Dinner, and the Applebee's pancake breakfast. Keep your eyes open for flyers coming home. Meanwhile, I hope you all have a happy and safe Thanksgiving.

Our PTA meetings are open to all Gregg School parents, and they are held on the first Tuesday of each month in the cafeteria at 6:30pm. If you think you can't come because you don't have anyone to watch your children, bring them with you... we have child care available! Hope to see you at the meeting.

Stacy Banas, President

PS: Don't forget you can find us on Facebook. Just look up Hugh Gregg Elementary PTA!

Principal's Post

Dear Families,

And there goes October. We have just completed our second month of our school year and we are approaching the end of the first marking period. The fall has been busy and we are very focused at Gregg School on learning and all the excitement of a new grade.

There are changes to our school calendar that have just been announced (see page 7). NYS education department finalized their state testing schedule very late and that has caused the spring conference days to be changed. Students in grades 3, 4 and 5, will take their ELA and Math tests in April. Please reserve the dates **Tuesday and Wednesday, April 17 and 18 and Monday and Tuesday, April 23 and 24** on your family calendars. All students in grades 3-8 in NYS will be tested on those days.

Whether you have a Kindergartener or a 5th grader, there are a few things you can always do with your children to provide the foundation necessary for success on state assessments. **Read** - the more reading children are exposed to - the better they do! There is no other substitute from all that is gained from this one skill. Every state test is a reading test! **Explain** - have your child justify answers. If they want to watch a show on TV - ask them to explain why. The state assessments ask students to justify and explain their thinking on things that they often feel "everyone should know." Being able to put these thoughts into words is a skill that can be learned and practiced, even with our littlest learners. There is no need to stress over these tests when we know we have laid a foundation for success along the way. The data shows us that the longer a student stays at Gregg School, the better they perform on these assessments!

I continue to be quite impressed by the involvement of parents at PTA events this year. Please join us in whatever way you can! If not at the meetings, then perhaps through donations of your time and talents in other ways! The small time commitment from families each month makes a tremendous difference in a school community. Parent involvement truly is an aspect of this school that I am proud of! We appreciate your support through PTA memberships, as well.

Thanks for sending the very best children to Gregg School every day!

Wishing you the best,

Mrs. Ann Collins, Principal

November dates to remember

11/1

PTA Meeting
6:30 p.m.

11/3

Half Day
11:15 Dismissal

11/11

Veterans' Day
NO SCHOOL

11/15

School Physicals

11/21

Picture Make-Up
Day

11/23-25

Thanksgiving Break
NO SCHOOL

11/29

5th Grade Family
Fitness Night

WHAT IS SEMT?

Have you heard of SEMT? SEMT stands for School Emergency Management Team and this article is meant to provide you with some important information about Gregg School's safety and security measures that currently are in place.

Our School Emergency Management Team (SEMT) has been trained and is responsible for planning, practicing, responding to, and recovering from the impact of a range of emergency events and situations. SEMT meets monthly to practice different scenarios that we may face to develop action plans on how we should respond as a school. The main goal of SEMT is the safety and well-being of the students and staff here at Gregg School. Below are some answers to questions that you may have.

What are our visitor sign-in procedures?

All visitors are required to sign-in at the main office

You may be asked to show picture ID.

You will be asked to wear a visible visitor's badge.

You are required to sign-out when leaving our school.

NOTE: All exterior doors are locked and we have a single point of entry. You must ring in to the main office and they will view visitors on our office screen prior to entering the building.

What if you want to visit with a member of the staff or visit your child's classroom?

It is always best to set up an appointment with the staff member or when planning to visit your child's classroom. Signing in first is required.

What if you want to pick up your child early or change the way they will leave school?

You should always write a note to the school and inform us of any change in your child's schedule.

What is a lockdown?

A lockdown is a security measure used when students and staff are potentially in danger. When we go into lockdown our primary concern is to make sure that all people are out of harms way in anticipation of a police response to the scene.

- All students and staff will be moved to designated secure areas.
- Rooms will be locked and students will be out of sight.
- All points of entry are locked and no will be allowed in the building.
- Attendance will be taken.
- All students will remain quiet until an "all clear" is announced.

What is a Hold in Place?

A Hold in Place is a security procedure used when students and staff are asked to remain in place until an "all clear" is announced. It is typically used in medical emergencies, during a building search, following a failure in a mechanical system, during a student altercation, or in situations when the school administrator wants to limit student movement temporarily.

WHAT IS SEMT? continued

What is a Lockout?

A lockout is a security procedure used when there is potential danger in the vicinity of the school.

As the School Emergency Management Team continues to receive training we will take the necessary measures to ensure that our school is safe. We will continue to provide you with updates and information in reference to our school safety plan.

Need a coat?

We currently have coats, snow pants, vests, hoodies, gloves and hats available at our school coat bank.

Please let your school social worker or school nurse know if you are in need of any of these items. If you have any questions please feel free to contact me at 962-1514 or dada-vis@cppmail.com



Thank you! Mrs. Davis

Happy Tales Therapy Dog Story Time



The Corning Library hosts the Happy Tales reading program on Tuesdays from 6:30-7:30. This program allows kids to choose a book and read to a therapy dog.

Practice your reading skills or just enjoy the company of a dog in the library.

Receive a paw print for each visit to track your progress!

This is especially great practice for beginning and reluctant readers. All ages are welcome.

Program Dates: November 1, 8, 15, 22

WOW! What a great fall fundraiser!


Thank you to everyone who placed an order—or helped by sharing the catalogue. Thanks to all of you, Gregg School PTA raised nearly \$6,000!

PE NEWS

Congratulations to the Giants for winning the Flag Football Superbowl! The team players were: Sean Marciniak, Caitlyn Hogan, Hunter Wright, Joey DiNardo, Logan Wright, Quashaun Robinson, Adam Brewer and Abby Perry.

In November, students in grades K-2 will use balloons, beach balls, and play Thanksgiving Games. Students in grades 3-5 will do a volleyball unit and play Thanksgiving Games.

I have a homework assignment for each grade level to be working on throughout the school year.

- Kindergarten needs to practice their locomotor movements (skipping, galloping, sliding, jumping, hopping and running).
- Grade 1 needs to practice tying sneakers.
- Grade 2 needs to practice the 5 Dot Drill (learned in PE4Life). 
- Grades 3 through 5 need to continue working on their fitness (especially in the areas of cardiovascular endurance, upper body strength, abdominal strength, speed & agility, and flexibility).
- Grade 5 needs to continue working on their leg power (standing long jump), speed (55 yard dash) and their ability to ride a bike (5th grade bike hike).

If a student has not yet mastered the skill(s) from the previous years, they should be continuously working in those areas too.

In intramurals, cooperative games/activities (Project Adventure) will be played October 28 – November 18.

I will be attending the NYS AHPERD Conference in November (this is the State PE Conference). I will be attending sessions to bring back new ideas and games that I will incorporate into our PE program. I will also be starting a two year term as NYS AHPERD Secretary at this conference.

SAVE THE DATE: November 29th

I am trying something new this year. We are going to have a **5th grade Family Fitness night**. This event will allow a 5th grader and their parents/guardians to come enjoy some fun fitness games/activities. My plan is to do this throughout the year, so each grade level has an opportunity to participate. There will be more details to come in November for the 5th grade students.

Mr. Wert

PE Teacher

BIGGER FASTER STRONGER

BFS**DOT DRILL - THE WARM UP**

The BFS Dot Drill not only warms-up your muscles but it also increases your agility. The Dot Drill will be hard at first. It is tiring and you may appear clumsy. However if you will do it six times a week, in a very short time, improvement will come rapidly. You can have quick feet in a month or two.

Each athlete should set two goals. The first goal is to do the Dot Drill 6 times per week and the second goal should be to increase speed. BFS Dot Drill Video available.

To do the Dot Drill, five dots need to be placed on the floor. It works best if 4" round dots are painted on the floor. Some coaches paint many stations for larger groups. An athlete at home can use anything approved by his/her parents to mark the dots (i.e. masking tape). BFS sells a Dot Drill Pad that has a great non-slip surface with integrated dots visit biggerfasterstronger.com for more information

THE DOT DRILL IS MADE UP OF FIVE DIFFERENT DRILLS, EACH DONE SIX TIMES.

1. UP AND BACK

- Start with feet on A and B.
- Now jump quickly to C with both feet
- Then jump and split feet to D and E.
- Come back the same way jumping backward.
- Repeat 5 more times.

2. RIGHT FOOT

- Your feet from up-and-back should end on dots A and B.
- Now go to dot C with your right foot.
- Now go in order: Dot D, E, C, A, B.
- Repeat 5 more times.

3. LEFT FOOT

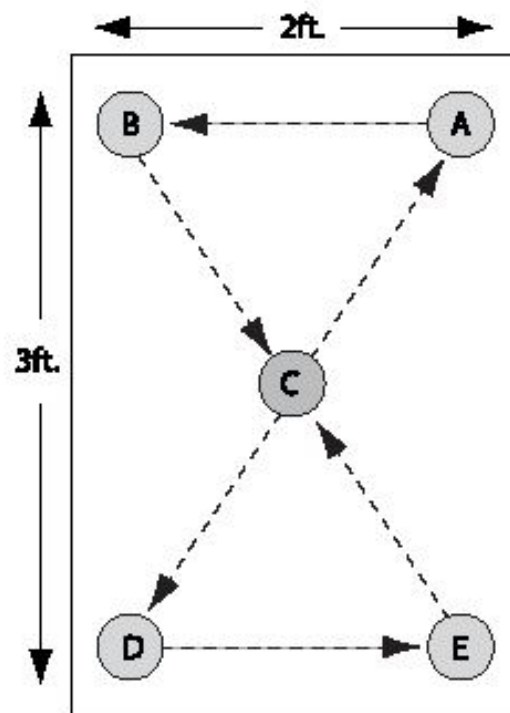
- You will end the right foot drill on Dot B.
- Now go to dot C with your left foot.
- Now go in order: Dot D, E, C, A, B.
- Repeat 5 more times.

4. BOTH FEET

- You will end the left foot drill on Dot B.
- Now go to C with both feet.
- Now go in order with both feet: Dot D, E, C, A, B.
- Repeat 5 more times.

5. TURN AROUND

- You will end the Both Feet Drill on Dot B. Now go to C with both feet.
- Now go to dots D and E spread apart both feet as in the up-and-back (Drill #1).
- Now quickly jump 180° clockwise to face the other way. You should still be on D and E.
- Hit C with both feet and then A and B with feet split.
- Now turn quickly again with a 180 spin to the left with your feet still on A and B.
- Repeat 5 more times.

DOT DRILL DIAGRAM**DOT DRILL STANDARDS**

Under 50 seconds:	Super Quick
50-60 seconds:	Great
60-70 seconds:	Average
70-80 seconds:	Need work
Over 80 seconds:	Slow

BOOST AGILITY AND QUICKNESS

www.biggerfasterstronger.com • info@bfsmail.com • 843 West 2400 South, Salt Lake City, UT 84119 • (800) 628-9737 • Fax (801) 975-1159

Gregg Beginning Band News

Thirty-two 4th and 5th grade students started lessons on a musical instrument this year and they are off to a great start. Here are some tips to help your children as they learn to play an instrument:

1. Practice makes perfect! Encourage your children to play their instruments. Help them find a time and a place at home where they can practice comfortably. Regular practice will soon turn those squeaks and squawks into beautiful music. Don't forget to have your child fill out the practice form in the back of the book!
2. Remind your children to bring their instruments and lesson books to school on lesson days.
3. Make sure your children take good care of their instruments so they play better and last longer. If an instrument isn't playing well or if it has a stuck slide or mouthpiece, please have it brought into school so Ms. Bergstrom can look at it. Please don't try to fix it at home. Always use grease and oil that is specifically made for the instrument.
4. Make sure the instruments are in their cases when they are not being played. Keep them out of the reach of young children who will be curious about them. One well-placed dent can ruin the sound of a great instrument.
5. Whenever you are able, listen to your children practice and compliment them on their efforts. Even if they don't say it, your words of congratulations and your encouragement mean the world to them!

Mrs. Bergstrom

Instrumental Music Teacher

We appreciate all the members of the Gregg School family who have purchased PTA memberships this year!

You can still become a member for only \$5. This is a great way to show how much you care about the great Gregg Gators!

Feel free to contact Darcie Hughes, Gregg School PTA Membership Chair, for more information.

Visit us on the web to view a color version of this newsletter:
http://www.corningarea_schools.com/gregg/index.htm



Thanks to everyone who had fun with us at the Fall Festival!

ATTENTION: SPRING CONFERENCE DATES HAVE CHANGED

Due to changes in New York State testing dates, the Conference Days have been ***moved from*** May 14th and 21st and ***moved to*** April 27th and May 3rd.

Nurse's Notes

Hi! Welcome back to another school year! I haven't written anything in the last two newsletters so I thought I would do an update.

As always, things are in full swing in the Health Office. The children have been keeping me pretty busy already. I do love to see the growth that they have had over the summer!

Physical Notice

A note to those parents of Kindergarteners, Second graders, Fourth Graders and those new to Gregg School: You will need to have a physical on file. **This is a New York State Guideline.** The school will provide one for those students who do not have one on file, or choose not to do one with their own provider. Our day school physical date is **Tuesday, November 15, 2011.** You should have received notification of this via a letter from me in your child's green folder, if not feel free to contact me with any questions.

BMI Notice

For those parents of children that were in grades Pre-K, K, 2nd, and 4th during the 2010-2011 school year (so in other words – last year), please note that our school district has been selected to report BMI information. This information is collected from your child's health examination. It is data that is based on his/her height and weight. BMI, or Body Mass Index, helps a doctor or nurse determine if the student's weight is in a healthy range, or too high or too low.

The information is collected, and submitted to the New York Department of Health. They, in turn, use this information to develop programs that make it easier for children to be healthier. **Please note that in this reporting, no names and or information about an individual is sent.** If you choose as a parent to exclude your student's information from this survey you must contact me. Call or send a note in that states you do not want the data used and I will not include it in the survey. I will need to know this information by Tuesday, November 22, 2011.

Medications

I just want to remind you that children must not "carry on" medication. So, even though you may have good intentions to soothe your child and get him/her through the school day they can NOT bring in medication with them. This is for your child's protections well as others. Please see page 20 of the Gator Handbook for a more detailed explanation.

As always, with this or any other health related topics, feel free to contact me.

Until Next Time.....Stay Healthy!!!

Mrs. Wood

This fall, we're shaking up the **Box Tops Contest!**

If the entire school can collect 3000 Box Tops by December 1st, everyone will win a **Free Homework Night!!**

Please ask your family and friends to clip their Box Tops so we can reach our goal.

Check out the last page of this Gator Gazette for November's collection sheet.

Thank you for your support!



Printer Ink Cartridge Recycling

We recently received a check for \$72.35 for recycling used ink cartridges!

This is a really easy way for the PTA to earn money for the school. We can accept any brand of ink cartridge as long as it is from a inkjet printer.

Unfortunately, we are unable to recycle toner cartridges. Please remember to place them in a plastic bag to protect your child's schoolwork. Thank you for your support!



Did you know that Gregg School can earn money when you search the web or shop online?

Go to **Goodsearch.com** and select Hugh Gregg Elementary PTA to start earning a penny each time you search!


We also earn a percentage from purchases made at many of your favorite online stores. Once you're at Goodsearch.com, click on the GoodShop logo to see all of the participating stores. If you follow the store link right from GoodShop, our account will be credited. In 2010, with just a few people searching, we earned \$64.53!





Earn Cash for Our School!

Bring this back by December 1 to help us all win a FREE HOMEWORK NIGHT! Our goal is to collect 3,000 Box Tops—so we need your help.



Name

Grade

Teacher's Name

Thank you for helping! Every Box Top you collect is worth 10¢ for your school.
For more collection worksheets and projects, go to www.boxtops4education.com/activitycenter